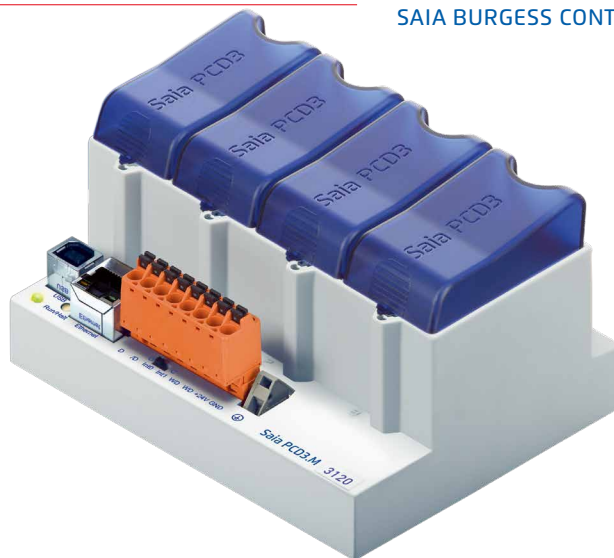


PCD3.M3120

Small Controller with Ethernet and Profibus DP Slave



Ethernet as the most popular interface has grown up very fast during the last years due to its connectivity/cabling simplicity/price, speed performance and all the other existing products on the market providing Ethernet for office communication.

The Saia PCD3 controller family has increased with a small compact programmable Ethernet CPU.

Technical Data	PCD3.M3120	PCD3.M3330	PCD3.M3160	PCD3.M3360
	Basic	Basic	Basic Power	Basic Power
Number of inputs/outputs	64	1023	64	1023
or I/O module slots	4	64	4	64
I/O expansion connection for PCD3.Cxxx module holder	No	Yes	No	Yes
Processing times [μs]	0.3...1.5 μs 0.9 μs		0.1...0.8 μs 0.3 μs	
Real-time clock (RTC)	Yes			

Onboard memory

Main memory (RAM) for program and DB/text	128 kByte	512 kByte	No
Program memory, DB/text (FLASH)	No		512 kByte
Working memory, DB/text (RAM)	No		128 kByte
Flash memory (S-RIO, configuration and backup)	2 MByte		128 MByte
User flash file system (INTFLASH)	No		128 MByte
Data backup	4 hours with SuperCap		

Onboard interfaces

USB 1.1	Yes
Ethernet 10/100 Mbps, full-duplex, auto-sensing/auto-crossing	Yes
RS-485 on terminal block (Port 2) or RS-485 Profibus-DP Slave, Profi-S-Net on terminal block (Port 2)	up to 115 kbits up to 187.5 kbits

Options

The data memory can be expanded to 4 GB with flash memory modules (with file system).

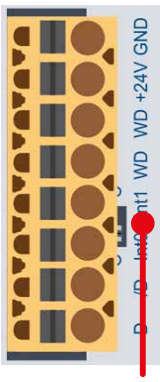
Optional data interfaces

I/O slot 0	PCD3.F1xx modules for RS-232, RS-422, RS-485 and Belimo MP-Bus
I/O slot 0...3 - up to 4 modules or 8 interfaces:	PCD3.F2xx modules for RS-232, RS-422, RS-485, BACnet® MS/TP, Belimo MP-Bus, DALI and M-Bus

General specifications

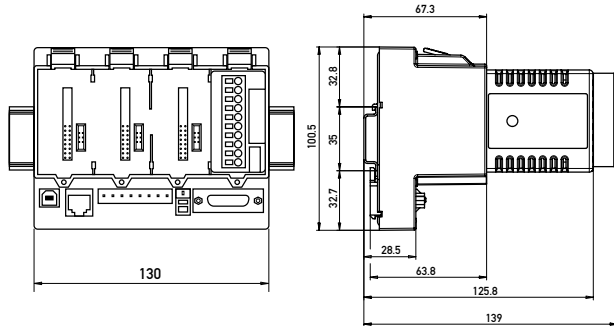
Supply voltage (in accordance with EN/IEC 61131-2)	24 VDC, -20/+25% max. incl. 5% ripple or 19 VAC ±15% two-way rectified (18 VDC)
Power consumption	typically 15 W for 64 I/Os
Capacity 5 V/+V (24 V) internal	max. 600 mA/100 mA

Connections

Terminal block (Order number: 4 405 4995 0) for supply, watchdog, interrupt inputs and Port #2			
	Pin	Signal	Explanation
	8	GND	Voltage supply
	7	+24V	
	6	WD	Watchdog
	5	WD	
	4	Int1	2 interrupt inputs 24 VDC or 1 rapid counter 24 VDC
	3	Int0	
	2	/D	Port #2 RS-485 up to 115.2 kbit/s usable as free user interface or Profi-S-Bus up to 187.5 kbits/s
	1	D	
RS-485 terminator switch			
Switch position	Designation	Explanation	
left	O	without termination resistors	
right	C	with termination resistors	

Profibus	
Signal	Wiring
RxD/TxD-N	A: green
RxD/TxD-P	B: red

Dimensions



Details about this CPU can be found in the manual 26-789 ENG "PCD3 series".



I/O modules and I/O terminal blocks may only be plugged in and removed when the Saia PCD® and the external +24 V are disconnected from the power supply.



EAC Mark of Conformity for Machinery Exports to Russia, Kazakhstan or Belarus.

Ordering information

Type	Short description	Description	Weight
PCD3.M3120	CPU base units for 4 plug-in I/O modules	PCD3 processor unit with Ethernet TCP/IP, web and FTP server, file system, CPU with 128 KByte user program, backup with on-board Flash memory, clock (RTC), USB port for PG5, up to 64 I/O, 2 interrupt inputs, RS-485 for Profi-S-Net or S-Bus	640 g

Accessories

Type	Short description	Description	Weight
4 405 4995 0	8-pin spring terminal block	Pluggable spring block, 8-pin up to 2.5 mm ² (orange terminal block), for power supply to PCD3.Mxxx0	12 g
4 104 7515 0	Slot cover for unused PCD3 I/O slots	Slot cover for unused PCD3 I/O slots (with SBC logo)	8 g

Saia-Burgess Controls AG

Bahnhofstrasse 18 | 3280 Murten, Switzerland
T +41 26 580 30 00 | F +41 26 580 34 99
www.saia-pcd.com

support@saia-pcd.com | www.sbc-support.com