

SmartDrive HVAC Solutions from SBC

Increases the performance of your installation
and reduces energy consumption





New in the product range by SBC

Key benefits for the installer:

- ▶ Excellent value for money
- ▶ Rapid installation using the integrated wizard
- ▶ FBox-ready saving time for the installer
- ▶ Help and training from the SBC support team
- ▶ A wide range of integrated CVC functions simplifies the system and makes maintenance easier. You just need to switch them on!
- ▶ Input which can be configured

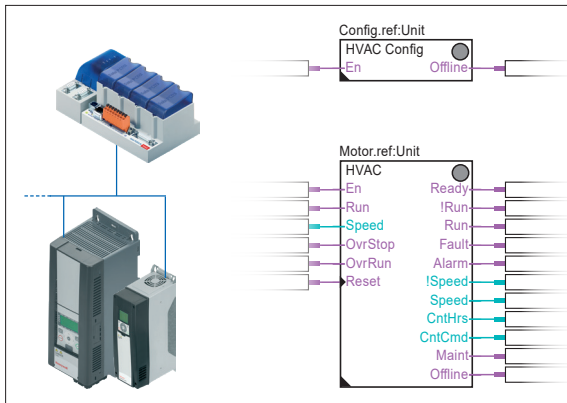
Key benefits for the end user are:

- ▶ Substantial energy savings
- ▶ Reduction in mechanical stress and maintenance costs
- ▶ Quick return on investment
- ▶ Enhanced, optimised control of pressure, temperature and energy flows
- ▶ FBox tested by SBC → reliable communication
- ▶ The supplier is also familiar with the SBC programming environment

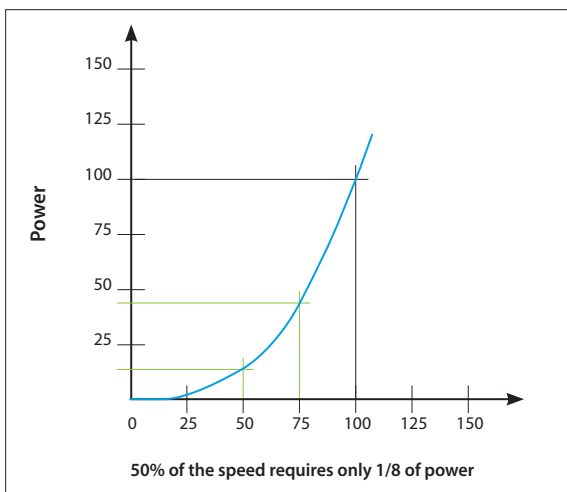
SmartDrive HVAC

Honeywell frequency converters for increased efficiency

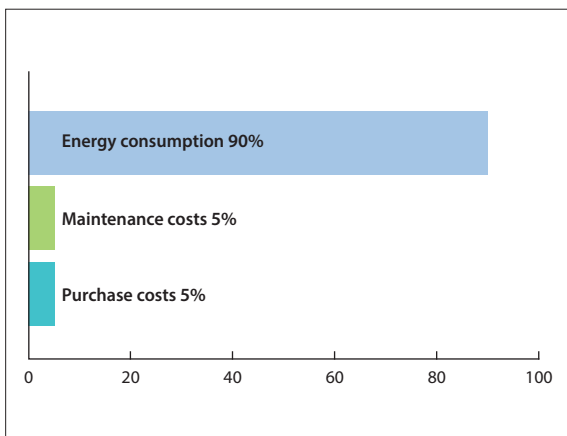
- ▶ SmartDrive and SmartDrive Compact enhance your CVC systems with a quick return on investment
- ▶ A range of functions optimise energy consumption and prolong the lifetime of your installations
- ▶ Available from Saia Burgess Controls



▲ FBox available for variable frequency drives → easy to integrate



▲ Power/speed ratio curve



▲ Typical cost over the lifetime of a pump.
Source: Hydraulic institute www.pumps.org

Benefits

Easy to install and integrate into your Saia PCD® solutions

- ▶ Easy to integrate using specialised FBoxes available for the Saia PG5® Controls Suite
- ▶ Start-up made easy using install wizards
- ▶ Easy to network. On-board Modbus serial and Modbus TCP. Additional protocols available optionally

Reduces energy consumption

- ▶ Substantial energy savings for pumping and ventilation applications
- ▶ Half the nominal speed only requires an eighth of the nominal power
- ▶ Low investment compared to consumption savings over the lifetime of the system

Upgrade your installations

- ▶ Ramped start-up to prevent energy spikes
- ▶ Fewer start/stop cycles due to speed control
- ▶ Less mechanical stress resulting in a longer system life and lower maintenance costs
- ▶ Improved control of pressure, temperature and flow
- ▶ Lower operational noise, greater comfort

Complete drives for increased profitability

- ▶ 2 PID controllers
- ▶ 6 digital inputs, 2 analog inputs (V, mA), 1 analog output
- ▶ The I/O can be customised
- ▶ Energy optimisation (auto tuning, sleep mode, etc.)
- ▶ Safety function (fire mode, etc.)

Types	Kw	Volt	Amps	Height/Width/Depth in mm
HVAC400-1P1-54A	1.10	400	3.4	328/128/190
HVAC400-1P5-54A	1.50	400	4.8	328/128/190
HVAC400-2P2-54A	2.20	400	5.6	328/128/190
HVAC400-3P0-54A	3.00	400	8.0	328/128/190
HVAC400-4P0-54A	4.00	400	9.6	328/128/190
HVAC400-5P5-54A	5.50	400	12.0	328/128/190
HVAC400-7P5-54A	7.50	400	16.0	419/144/190
HVAC400-11P-54A	11.00	400	23.0	419/144/190
HVAC400-15P-54A	15.00	400	31.0	419/144/190
HVAC400-18P-54A	18.50	400	38.0	557/195/229
HVAC400-22P-54A	22.00	400	46.0	557/195/229
HVAC400-30P-54A	30.00	400	61.0	557/195/229
HVAC400-37P-54A	37.00	400	72.0	660/237/259
HVAC400-45P-54A	45.00	400	87.0	660/237/259
HVAC400-55P-54A	55.00	400	105.0	660/237/259
HVAC400-75P-54A	75.00	400	140.0	966/290/343
HVAC400-90P-54A	90.00	400	168.0	966/290/343
HVAC400-110-54A	110.00	400	205.0	966/290/343
HVAC400-132-54A	132.00	400	261.0	1150/480/365
HVAC400-160-54A	160.00	400	310.0	1150/480/365
HVAC400-1P1-21A	1.10	400	3.4	328/128/190
HVAC400-1P5-21A	1.50	400	4.8	328/128/190
HVAC400-2P2-21A	2.20	400	5.6	328/128/190
HVAC400-3P0-21A	3.00	400	8.0	328/128/190
HVAC400-4P0-21A	4.00	400	9.6	328/128/190
HVAC400-5P5-21A	5.50	400	12.0	328/128/190
HVAC400-7P5-21A	7.50	400	16.0	419/144/190
HVAC400-11P-21A	11.00	400	23.0	419/144/190
HVAC400-15P-21A	15.00	400	31.0	419/144/190
HVAC400-18P-21A	18.50	400	38.0	557/195/229
HVAC400-22P-21A	22.00	400	46.0	557/195/229

Types	Kw	Volt	Amps	Height/Width/Depth in mm
HVAC400-30P-21A	30.00	400	61.0	557/195/229
HVAC400-37P-21A	37.00	400	72.0	660/237/259
HVAC400-45P-21A	45.00	400	87.0	660/237/259
HVAC400-55P-21A	55.00	400	105.0	660/237/259
HVAC400-75P-21A	75.00	400	140.0	966/290/343
HVAC400-90P-21A	90.00	400	168.0	966/290/343
HVAC400-110-21A	110.00	400	205.0	966/290/343
HVAC400-132-21A	132.00	400	261.0	1150/480/365
HVAC400-160-21A	160.00	400	310.0	1150/480/365
HVAC232-P37-20	0.37	230	2.40	160/66/99
HVAC232-P55-20	0.55	230	2.80	160/66/99
HVAC232-P75-20	0.75	230	3.70	195/90/102
HVAC232-1P1-20	1.10	230	4.80	195/90/102
HVAC232-1P5-20	1.50	230	7.00	195/90/102
HVAC232-2P2-20	2.20	230	9.60	255/100/109
HVAC402-P55-20	0.55	400	1.90	160/66/99
HVAC402-P75-20	0.75	400	2.40	160/66/99
HVAC402-1P1-20	1.10	400	3.30	195/90/102
HVAC402-1P5-20	1.50	400	4.30	195/90/102
HVAC402-2P2-20	2.20	400	5.60	195/90/102
HVAC402-3P0-20	3.00	400	7.60	255/100/109
HVAC402-4P0-20	4.00	400	9.00	255/100/109
HVAC402-5P5-20	5.50	400	12.00	255/100/109

Options for communication

- ▶ **SMARTDRIVE-USBC**
communication cable for VFD HVAC400
- ▶ **COMP-LOADER**
communication cable (SMARTDRIVE-USBC) with interface for VFD COMP
- ▶ **COMP-LOADER-NC**
interface without cable for VFD COMP

For more information:

Contact your local dealer or visit <http://sbc.do/2rt2xx4m>

Saia-Burgess Controls AG
Bahnhofstrasse 18
3280 Murten
Switzerland
T +41 26 580 30 00
F +41 26 580 34 99
www.saia-pcd.com

info.ch@saia-pcd.com
www.sbc-support.com