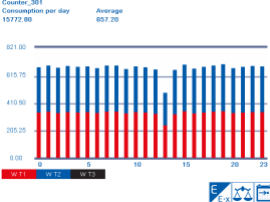


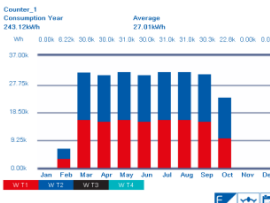


## Overview S-Monitoring Templates




The templates below for Web Editor 8 cover the basic functions of the "out-of-the-box" S- Monitoring application.

Name of the library in Web Editor 8: "SMonitoring"

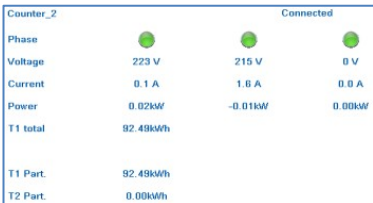



### Barograph

| Name  | Visualization   | Description  |
|-------|---|--|
| Day   |    | Visualization over the day (24h). Colors of each bar can be freely selected. Comparison with reference counter or period possible. |
| Week  |    | Visualization over the week. Colors of each bar can be freely selected. Comparison with reference counter or period possible.      |
| Month |  | Visualization over the month. Colors of each bar can be freely selected. Comparison with reference counter or period possible.     |
| Year  |  | Visualization over the year. Colors of each bar can be freely selected. Comparison with reference counter or period possible.      |



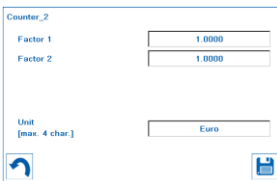

### Navigation

| Name        | Visualization   | Description  |
|-------------|---|--|
| Counter Min |  | Navigation between counters. Jump to the previous and next counter. Current counter visible name in the middle.              |
| Counter Adv |  | Navigation between counters. Jump to the previous, next, first and last counter. Current counter visible name in the middle. |
| Period      |  | Navigation between periods. The template automatically adapt to the period of the bar chart (day / week / month / year).     |

## Live

| Name                  | Visualization  | Description   |
|-----------------------|--|---|
| Counter Live Values 1 |   | Live values of the counter: <ul style="list-style-type: none"> <li>- Urms L1/2/3</li> <li>- Irms L1/2/3</li> <li>- Prms L1/2/3</li> <li>- Ttotal, Tpartial</li> <li>- Autom. detection 1 or 3 phase</li> </ul>  |
| Counter Live Values 2 |   | Live values of the counter: <ul style="list-style-type: none"> <li>- Qrms L1/2/3</li> <li>- Cosp L1/2/3</li> <li>- Min/Max values</li> <li>- Current ration</li> <li>- Autom. detection 1 or 3 phase</li> </ul> |
| Counter Overview      |   | Representation of the energy of current day / week / month / year. It is possible to switch between energy and a separate calculated value.   |
| Counter Info          |  | Information of the counter: <ul style="list-style-type: none"> <li>- Name, status, address, type</li> <li>- ASN, SN, HW/FW version</li> <li>- Unit, direction of counting</li> <li>- Counter value</li> </ul>   |

## Setup

| Name                | Visualization   | Description  |
|---------------------|---|--|
| Counter Change Info |  | Message that the system has detected a counter change. Recommendation: Place on any website in the foreground and display as needed. |
| Counter Change      |  | Template for changing the individual counts.<br><b>Mandatory for proper counter change!</b>  |
| Counter Factor      |  | Template for changing the factor. Can e.g. be used for calculation of costs or carbon consumption.                                   |
| Counter Name        |  | Template for changing the counter name.  |